

General

The solid-state G2S44 analog switching module is offered for applications demanding high performance analog IF switching. The non-blocking full fanout switching module is available in a maximum configuration of 32 inputs and 32 outputs. The switching array is a "fixed" size and does not contain expander looping ports as does the model G2S47 and other similar units. This fact makes the G2S44 slightly less costly than a similar sized unit from the G2S47 series.

It provides a very cost effective switching solution. It's available in the sizes shown in the table on page 2 as standard configurations. The size of the array is determined by the model number. Additional configurations are available on special order.

The switching array is non-blocking with full fanout allowing the user to connect any given input to one, many, or up to all outputs at any given time. No input loading or impedance mis-matches are presented to the user due to the architecture of the switching array, and the use of high performance power splitters and amplifiers.

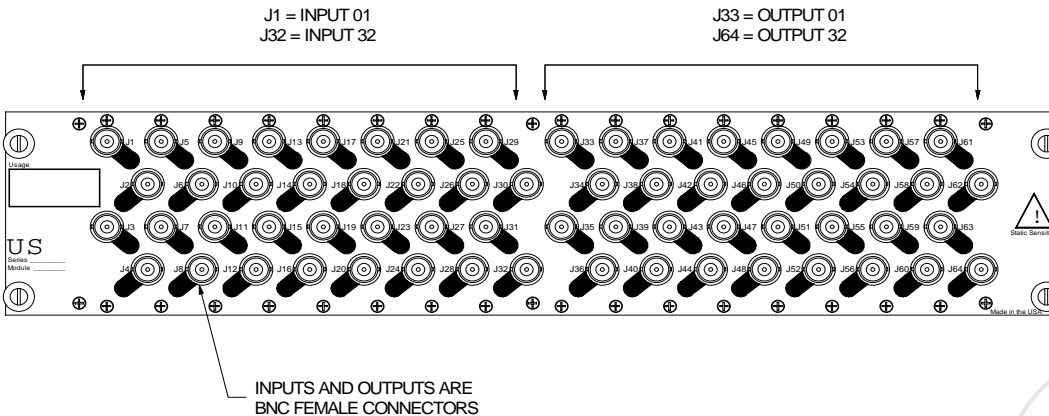

The suffix of the model number determines the impedance or the module or unique features or additional performance specifications (consult the factory). For control and DC power, the module must be installed into any G2 type main-frame controller. They must be configured with the -207 or -D207 power supply configuration.

Applications

- Airborne surveillance systems
- Communication installations
- Uplink and downlink IF routing
- Satellite control centers
- Ground station IF signal routing

Features

- Solid-state GaAs switching elements
- Wide 20MHz to 250MHz bandpass (min)
- BNC signal connectors standard, TNC or SMA optional
- Hot-Swap module technology
- Designed for low level, low noise IF applications
- Full fanout, non-blocking design
- Unity gain, high isolation signal path



Construction

The diagram on page 1 shows the physical rear configuration of the G2S44 module. Three sides of the module contains venting slots for flow through cooling for proper operation in extreme temperature environments. The rugged aluminum enclosure provides a shielded environment for low level, low noise signals. The module also provides aluminum slides for additional grounding to the host mainframe.

The module contains all solid-state components for extreme reliability, suitable for critical applications. Internally, an embedded CPU controls the switching operations of the array.

Example Module Usage

Many high-performance IF applications can be served by the G2S44 switching module. The module provides a complete switching array, or can be used as a versatile building block for constructing even larger switching arrays up to 256x512. Since the G2S44 does not contain internal expansion ports, the module would have to be coupled with additional equipment such as distribution amps or possibly additional switching to achieve the desired configuration.

There is no limit to the number of modules that can be cascaded together, though some minor performance degradation (loss, noise figure and IP3) does occur on larger configurations.

Universal Switching Corporation builds systems utilizing this and other modules to meet customer applications. Many other possibilities can be realized when coupling multiple modules together. Interconnection cabling can be provided by the factory using high performance coaxial cabling insuring the best possible performance.

Configurations

50 ohm input, 50 ohm output versions

■ G2S44-1608-25	8 input, 8 output	4 slots
■ G2S44-2408-25	16 input, 8 output	4 slots
■ G2S44-2416-25	8 input, 16 output	4 slots
■ G2S44-3216-25	16 input, 16 output	4 slots
■ G2S44-4024-25	16 input, 24 output	4 slots
■ G2S44-4832-25	16 input, 32 output	4 slots
■ G2S44-5640-25	16 input, 40 output	6 slots
■ G2S44-6048-25	16 input, 48 output	6 slots
■ G2S44-4016-25	24 input, 16 output	4 slots
■ G2S44-4824-25	24 input, 24 output	4 slots
■ G2S44-5632-25	24 input, 32 output	4 slots
■ G2S44-6444-25	24 input, 40 output	6 slots
■ G2S44-6048-25	24 input, 48 output	6 slots
■ G2S44-4816-25	32 input, 16 output	4 slots
■ G2S44-5624-25	32 input, 24 output	4 slots
■ G2S44-6432-25	32 input, 32 output	4 slots

50 ohm input, 75 ohm output versions

■ G2S44-1608-27	8 input, 8 output	4 slots
■ G2S44-2408-27	16 input, 8 output	4 slots
■ G2S44-2416-27	8 input, 16 output	4 slots
■ G2S44-3216-27	16 input, 16 output	4 slots
■ G2S44-4024-27	16 input, 24 output	4 slots
■ G2S44-4832-27	16 input, 32 output	4 slots
■ G2S44-5640-27	16 input, 40 output	6 slots
■ G2S44-6048-27	16 input, 48 output	6 slots
■ G2S44-4016-27	24 input, 16 output	4 slots
■ G2S44-4824-27	24 input, 24 output	4 slots
■ G2S44-5632-27	24 input, 32 output	4 slots
■ G2S44-6444-27	24 input, 40 output	6 slots
■ G2S44-6048-27	24 input, 48 output	6 slots
■ G2S44-4816-27	32 input, 16 output	4 slots
■ G2S44-5624-27	32 input, 24 output	4 slots
■ G2S44-6432-27	32 input, 32 output	4 slots

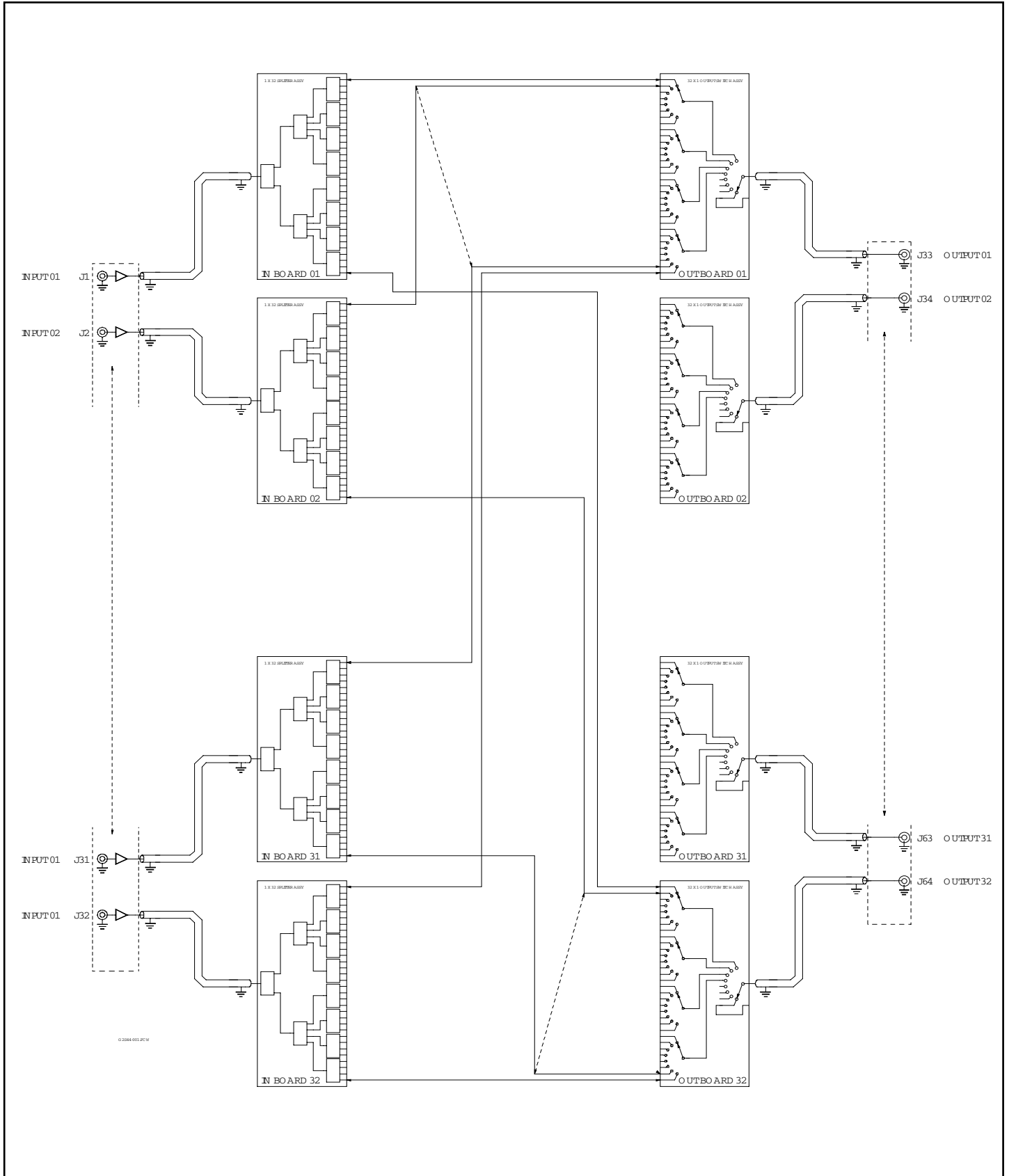
75 ohm input, 75 ohm output versions

■ G2S44-1608-277	8 input, 8 output	4 slots
■ G2S44-2408-277	16 input, 8 output	4 slots
■ G2S44-2416-277	8 input, 16 output	4 slots
■ G2S44-3216-277	16 input, 16 output	4 slots
■ G2S44-4024-277	16 input, 24 output	4 slots
■ G2S44-4832-277	16 input, 32 output	4 slots
■ G2S44-5640-277	16 input, 40 output	6 slots
■ G2S44-6048-277	16 input, 48 output	6 slots
■ G2S44-4016-277	24 input, 16 output	4 slots
■ G2S44-4824-277	24 input, 24 output	4 slots
■ G2S44-5632-277	24 input, 32 output	4 slots
■ G2S44-6444-277	24 input, 40 output	6 slots
■ G2S44-6048-277	24 input, 48 output	6 slots
■ G2S44-4816-277	32 input, 16 output	4 slots
■ G2S44-5624-277	32 input, 24 output	4 slots
■ G2S44-6432-277	32 input, 32 output	4 slots

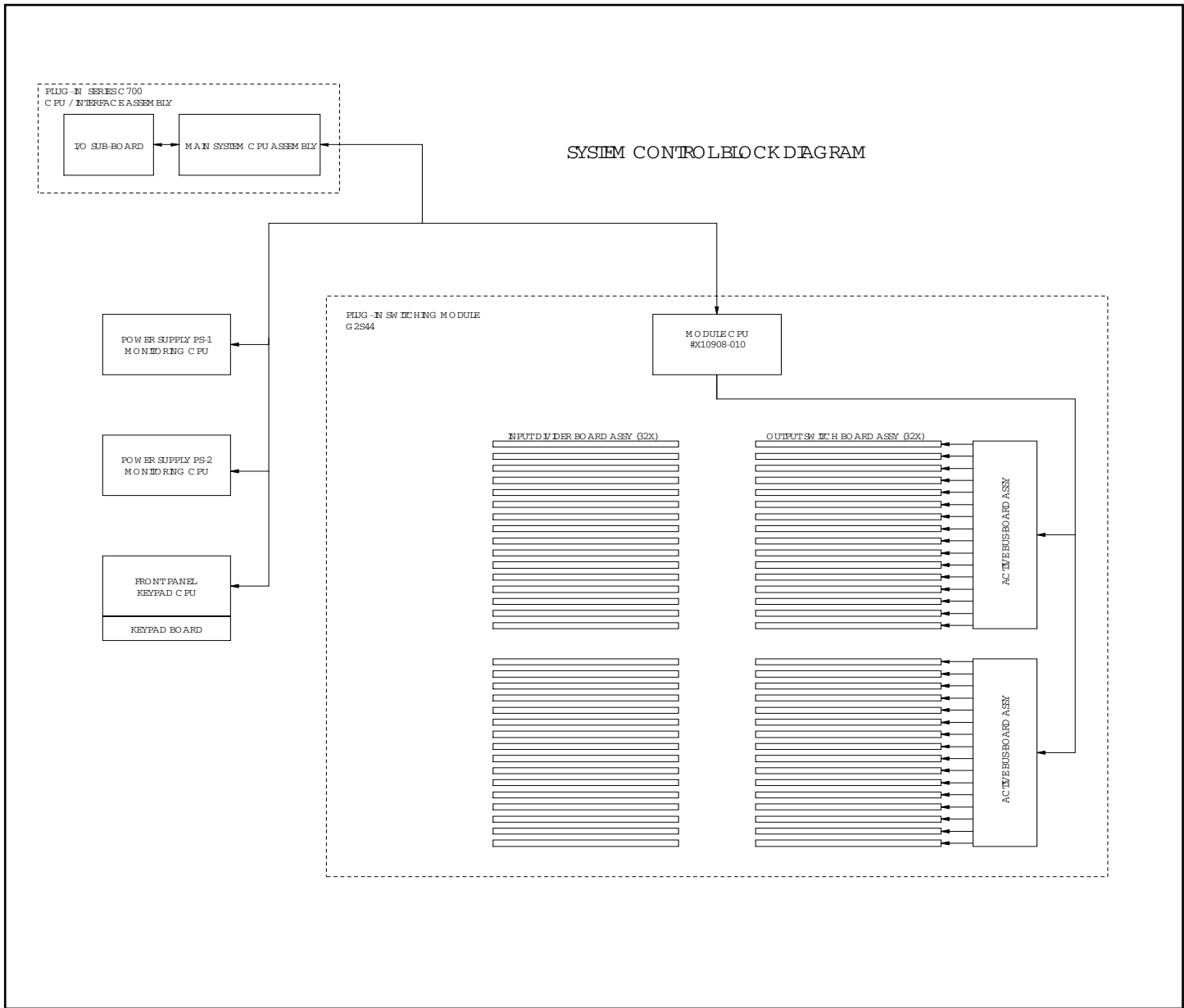
NOTE-1: Add a "T" suffix for TNC connectors or "S" for SMA though not recommended due to the high density of the signal I/O.

NOTE-2: Other configurations ar available upon request.

Simplified Signal Diagram



System Block Diagram (when installed into a mainframe)



Signal Specifications

Switching elementsSolid-State GaAs
 Number of inputsSee configuration table
 Number of outputsSee configurations table
 Expander portsNot included
 Type of arrayNon-blocking, unity gain, full fanout
 Signal typeSingle-ended, AC coupled
 Signal connectorBNC standard, TNC or SMA optional
 Frequency range20MHz - 250MHz (min)
 Impedance50 ohm
 Crosstalk isolation>58dB @ 70MHz
 Input VSWR<1.5 : 1
 -1dB compression+3dBm
 Noise figure<10dB typical (config dependent)
 Third order intercept>18dBm typical (config dependent)
 Switching speed<250uS (plus control time)

General Specifications

Module size4 or 6 slot height
 Control typeG2 compatible
 SparingHot-Swappable
 ConstructionShielded aluminum case
 DC power-207 configuration
+5V (digital), +7, -5V (analog)
 Weight<6.5lbs (32x32)
 Operating temp0 to +70C
 Non-operating temp-20 to +85C
 Humidity0 to 95% (NC @ +25C)
 MTBF>88,500 hours
 (per MIL-HDBK-217F, N1
 ground benign @ +25C)